



# Caspase-3 mouse Monoclonal Antibody(5H10)

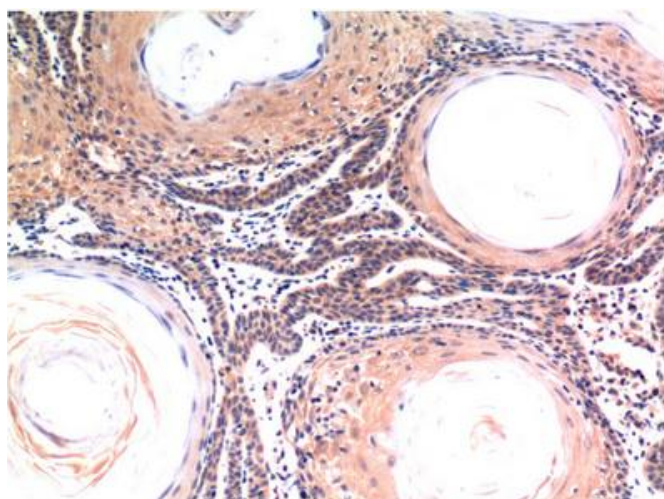
货号	YP-Ab-18250
同位型	IgG
应用	WB,IHC-p;IF(paraffin section)
种属	Human;Rat;Mouse
靶点	CASP3
基因名称	CASP3
蛋白名称	Caspase3
免疫原	Synthetic Peptide of Caspase-3 at AA range of 20-100
特异性	Caspase-3 protein detects endogenous levels of CASP3
组成	Liquid in PBS containing 50% glycerol, 0.5% BSA and 0.02% sodium azide.
来源	Monoclonal, Mouse
稀释	WB: 500-2000 IHC 1:100-200
纯化工艺	The antibody was affinity-purified from mouse ascites by affinity-chromatography using specific immunogen.
实测条带	17、32
背景	This gene encodes a protein which is a member of the cysteine-aspartic acid protease (caspase) family. Sequential activation of caspases plays a central role in the execution-phase of cell apoptosis. Caspases exist as inactive proenzymes which undergo proteolytic processing at conserved aspartic residues to produce two subunits, large and small, that dimerize to form the active enzyme. This protein cleaves and activates caspases 6, 7 and 9, and the protein itself is processed by caspases 8, 9 and 10. It is the predominant caspase involved in the cleavage of amyloid-beta 4A precursor protein, which is associated with neuronal death in Alzheimer's disease. Alternative splicing of this gene results in two transcript variants that encode the same protein. [provided by RefSeq, Jul 2008],
功能	catalytic activity:Strict requirement for an Asp residue at positions P1 and P4. It has a preferred cleavage sequence of Asp-Xaa-Xaa-Asp - with a hydrophobic amino-acid residue at P2 and a hydrophilic amino-acid residue at P3, although Val or Ala are also accepted at this position..enzyme regulation:Inhibited by isatin sulfonamides..function:Involved in the activation cascade of caspases responsible for apoptosis execution. At the onset of apoptosis it proteolytically cleaves poly(ADP-ribose) polymerase (PARP) at a '216-Asp- -Gly-217' bond. Cleaves and activates sterol regulatory element binding proteins (SREBPs) between the basic helix-loop-helix leucine zipper domain and the membrane attachment domain. Cleaves and activates caspase-6, -7 and -9. Involved in the cleavage of huntingtin..PTM:Cleavage by granzyme B, caspase-6, caspase-8 and caspase-10 generates the two active subunits. Ad
细胞定位	Cytoplasm.
组织表达	Highly expressed in lung, spleen, heart, liver and kidney. Moderate levels in brain and skeletal muscle, and low in testis. Also found in many cell lines, highest



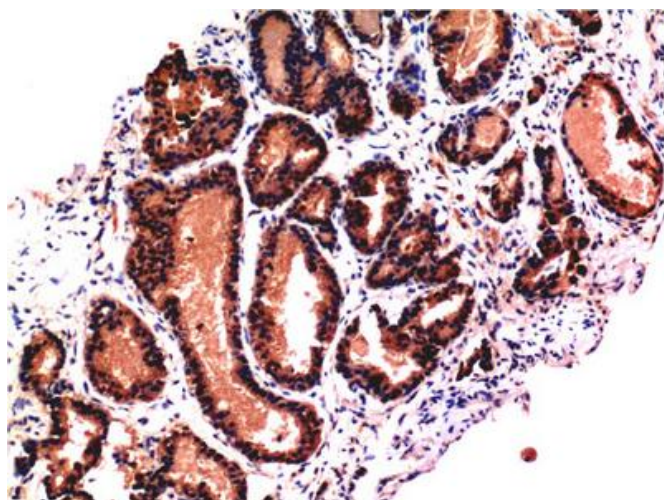
expression in cells of the immune system.

浓度	1 mg/ml
储存	-15°C to -25°C/1 year(Do not lower than -25°C)
有关注意事项	Avoid repeated freezing and thawing!
使用建议	This product can be used in immunological reaction related experiments. For more information, please consult technical personnel.

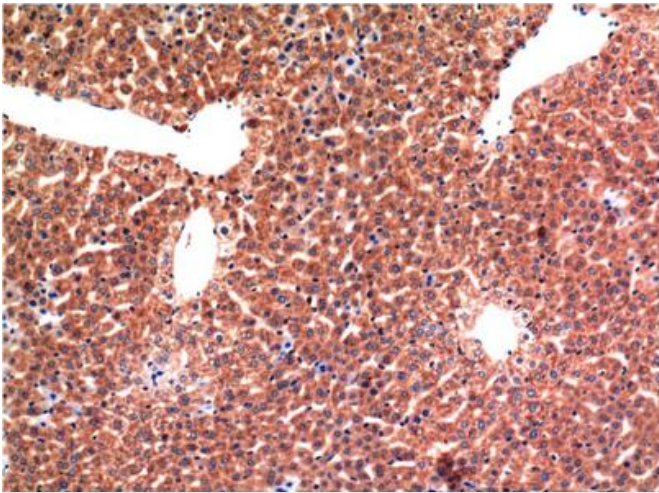
## Products Images



Immunohistochemical analysis of paraffin-embedded HumanSkin Tissue using Caspase-3 Mouse mAb diluted at 1:200.



Immunohistochemical analysis of paraffin-embedded HumanProstate Tissue using Caspase-3 Mouse mAb diluted at 1:200



Immunohistochemical analysis of paraffin-embedded Mouse Liver Tissue using Caspase-3 Mouse mAb diluted at 1:200.